



SCHOOL BUS PASSENGER'S SAFETY GUIDE

TIME FOR SCHOOL




Don't miss the bus. Leave Home early enough to reach the bus stop at least 5 minutes before the bus is scheduled to arrive.

Walk Safely. Walk!! Don't run. Stay on the sidewalk, or if there is no sidewalk, stay as far as possible away from the traffic. Walk facing oncoming traffic. Cross the streets only at intersections or crosswalks.



WAITING FOR THE BUS



Wait in a safe place. Stay at least 10 feet away from the edge of the roadway.

No Horseplay. Don't run around or play at the bus stop. Stay out of the street while waiting for the bus. You could be hit by a car or cause an accident if a car must swerve to avoid you.

Respect property. Don't run across or play in people's yards, or climb on their trees, fences, or walls. Stay on the sidewalk at the bus stop.

Ssshh! People in the neighborhood may still be asleep in the morning, so try to keep the noise down.

HERE COMES THE BUS

As the bus approaches. Face the direction of the approaching bus, staying at least 10 feet away from the approaching bus.

NO Pets allowed. Animals, including pets on leashes, in cages, in boxes, or other containers, are not allowed. (Only guide, service, and signal dogs are allowed).



Getting on the bus. DO NOT approach the bus until the bus comes to a complete stop, and the front door has opened. Get on the bus in an orderly manner and use the handrail.

Take your seat. Take your seat quickly, facing forward and remain seated at all times. Don't save a seat for a friend. Keep all seats open for anyone who needs to sit down.



RIDING THE BUS


Be Quiet. Your bus driver needs to concentrate on driving. Don't distract the driver.

Stay seated. Stay in your seat facing forward at all times.

Everything inside. Ask the bus driver before opening the windows. Keep ALL of your body inside the bus. Don't put or throw anything out the window.

Keep aisles clear. Nothing should be in the aisle, no legs, arms, book, bags, or other objects that someone could trip over.


Be courteous. Be courteous to fellow passengers and the driver. Always follow the driver's instructions.



R X R Crossing. Remain silent at all railroad crossings. The bus driver needs to listen for oncoming trains.

GETTING OFF THE BUS


Be Ready. Be ready to leave the bus before it arrives at your bus stop. Don't keep the driver and others waiting while you gather your belongings.



Stay put. Wait until the bus has come to a complete stop and the front door has opened, before getting up from your seat. Wait until the people in the seats in front of you leave, before you get up from your seat.

Only your stop. Get off the bus ONLY at your designated bus stop. Don't push or shove when getting off the bus. A note from your parent, signed by the school official is required should you need to get off at another bus stop.

Get away. After leaving the bus move quickly away from the bus and out of the danger zone.




Crossing the street. If you must cross the street, the bus driver will exit the bus and stop traffic for you, using a hand held stop sign.

EMERGENCIES

Know what to do. Learn where all the bus emergency exits and equipment are and how to use them. Participate in evacuation drills.

It's up to you. In an emergency it is up to you to stay calm. Listen to the bus driver and follow instructions carefully.



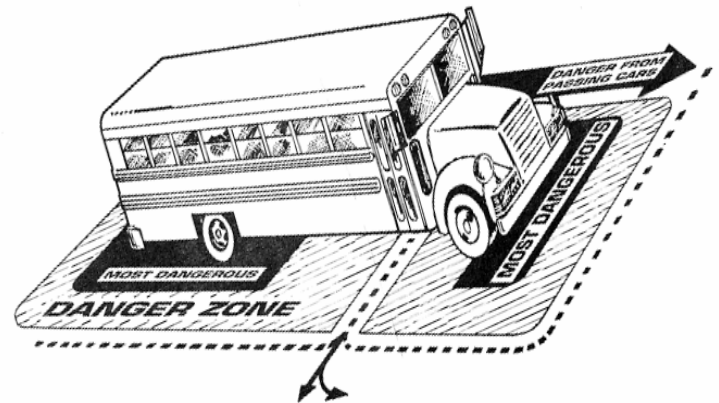
If you have to evacuate. Evacuate the bus ONLY when told to do so by the driver. Follow the driver's instructions. Do not crowd the aisle. Keep moving toward the exit. Secure loose clothing so it won't be caught on door or any other part of the bus. Leave ALL belongings on the bus.

Duck your head and bend your knees if you must jump from an exit. Move to a safe location 100 ft. from the bus.

DANGER ZONE


The most dangerous times of any bus trip is when you are outside of the bus. The area within 10 ft. around is dangerous. There is also the danger of passing cars when you must cross the street.

Remember, if you are cannot see the driver's eyes, the driver cannot see you.



SWEETWATER UNION HIGH SCHOOL DISTRICT

Transportation Services Department
1130 5th Ave., Chula Vista, CA 91911
(619) 691-5527



http://www.suhsd.k12.ca.us/students_parents.asp